

**ANNUAL DRINKING WATER QUALITY REPORT
CITY OF GLOUCESTER DEPT. OF UTILITIES
FOR THE YEAR 2023, RESULTS FROM THE YEAR 2022.**

We are pleased to report that our drinking water is safe and meets federal and state requirements. This report is designed to inform you about the quality water and services we deliver to you every day. Our constant goal is to provide you with a safe and dependable supply of drinking water. We want you to understand the water treatment process and protect our resources. We are committed to ensuring the quality of your water. Gloucester City pumps its water from the Potomac Raritan Magothy (PRM) by way of 4 wells. The water enters the Johnson Boulevard treatment plant, where the water is treated by several different phases of treatment and disinfected to guard against any bacterial infection. We also have added Granulated Activated Carbon filters (GAC) to remove all PFAS and PFNAS from the water. Drinking water, including bottled water, may reasonably be expected to contain small amounts of some contaminants. The presence does not necessarily indicate the water poses a health risk. More information can be obtained by calling the EPA's Safe Drinking Water Hotline (800-426-4791). Contaminants that may present in source water before we treat it include:

- Microbial contaminants, such as viruses and bacteria, which may come from sewage treatment plants, septic systems, agricultural livestock operations and wildlife.
- Inorganic contaminants, such as salts and metals, which can be naturally occurring or result from urban storm water run-off, industrial or domestic wastewater discharges, oil and gas production, mining or farming.
- Pesticides and herbicides, which may come from a variety of sources such as agriculture and residential uses.
- Radioactive contaminants, which are naturally occurring.
- Organic chemical contaminants, including synthetic and volatile organic chemicals, which are by-products of industrial processes and petroleum production, and can also come from gas stations, urban storm runoff, and septic systems.

In order to ensure that tap water is safe to drink, the EPA prescribes regulations which limit the amount of certain contaminants in water by public water systems. Food and Drug Administration regulations establish limits for contaminants in bottled water which must provide the same protection for public health.

** Lead – If present, elevated levels can cause serious health problems, especially for pregnant women and young children. Lead in drinking water is primarily from materials and components associated with service lines and home plumbing. City of Gloucester is responsible for providing high quality drinking water but cannot control the variety of materials used in plumbing components. When your water has been sitting for several hours, you can minimize the potential for lead exposure by flushing your tap for 30 seconds to 2 minutes before using water for drinking and cooking. If you are concerned about lead in your water, you may wish to have your water tested. Information on lead in drinking water, testing methods, and steps you can take to minimize exposure is available from the Safe Drinking Water hotline or at <http://www.epa.gov/safewater/lead>.*

The Safe Drinking Water Act regulations allow monitoring waivers to reduce or eliminate the monitoring requirements for asbestos and synthetic organics contaminants. Our system has waivers for SOC's and for Asbestos.

Some people may be more vulnerable to contaminants in drinking water than the general population. Immuno-compromised persons such as persons with cancer undergoing chemotherapy, persons who have undergone organ transplants, people with HIV/AIDS and or other immune system disorders, some elderly, and infants can be particularly at risk from infections. These people should seek advice about drinking water from their health care providers. EPA/CDC guidelines on appropriate means to lessen the risk of infection by Cryptosporidium and other microbial contaminants are available from the Safe Drinking Water Hotline (800-426-4791.)

Special consideration regarding children, pregnant women and nursing mothers: Children may receive a slightly higher amount of a contaminant present in the water than do adults, on a body weight basis, because they may drink a greater amount of water per pound of body weight than do adults. For this reason, reproductive or development effects are used for calculating a drinking water standard if these effects occur at lower levels than other health effects of concern. If there is sufficient toxicity information for a chemical (for example, lack of data on reproductive or development effects), an extra uncertainty factor may be incorporated into the calculation of the drinking water standard, thus making the standard more stringent, to account for additional uncertainties regarding these effects. In the cases of lead and nitrite, effects on infants and children are the health endpoints upon which the standards are based.

In order to ensure that tap water is safe to drink, EPA prescribes regulations which limit the amount of certain contaminants in water provided by public water systems. We treat our water according to EPA's regulations. Food and Drug Administration regulations establish limits for contaminants in bottled water which must provide the same protection for public health.

The table below lists all the drinking water contaminants that we detected during the 2022 calendar year. The presence of these contaminants in the water does not necessarily indicate that the water poses a health risk. Unless otherwise noted, the data presented in this table is from testing done January 1 - December 31, 2022. The state requires us to monitor for certain contaminants less than once per year because the concentration of these contaminants is not expected to vary significantly from year to year.

Definitions

Non-Detects (ND) -laboratory analysis indicates that the constituent is not present.

Picocuries per liter(pCi/L) Picocuries per liter is a measure of the radioactivity in water.

Maximum Contaminant Level (MCL): The highest level of a contaminant that is allowed in drinking water. MCLs are set as close to the MCLGs as feasible using the best available treatment technology.

Maximum Contaminant Level Goal (MCLG): the level of a contaminant in drinking water below which there is no known or expected risk to health. MCLGs allow for a margin of safety.

Secondary Maximum Contaminant Level-(SMCL) Federal drinking water measurements for substances that do not have an impact on health. These reflect aesthetic qualities such odor, taste, or appearance. Secondary standards are recommendations, not mandates.

Action Level (AL): Action level is not an MCL, it is a trigger point at which remedial action is to take place. The concentration of a contaminant which, if exceeded, triggers treatment or other requirement which a water system must follow. Treatment Technique: A required process intended to reduce the level of contaminant in drinking water. \

Maximum Residual Disinfectant Level (MRDL): The highest level of a disinfectant allowed in drinking water. There is convincing evidence that addition of a disinfectant is necessary for control of microbial contaminants.

Maximum Residual Disinfectant Level Goal (MRDLG): The level of a drinking water disinfectant below which there is no known or expected risk to health. MRDLGs do not reflect the benefits of the use of disinfectants to control microbial contamination.

PPM: Parts Per Million (1ppm = 1" in 16 miles) ,MG/L(milligram/liter) PPB: Parts Per Billion (1ppb = 1" in 16,000 miles),

PPT: Parts Per Trillion (1ppt = 1" in 16,000,000 miles), BFL: Billion Fibers per Liter, CU: Color Units

SECONDARY SAMPLES TAKEN ON 5/20/20 UNLESS NOTED

SUBSTANCE	UNITS	MCL	HIGHEST DETECTED	MAJOR SOURCE IN DRINKING WATER	HEALTH EFFECTS
SODIUM Sampled 3/3/20	PPM	50	31.0	Erosion of natural deposits in our environment.	For healthy individuals, sodium intake from water is not important because a much greater intake of sodium takes place from salt in the diet. However, sodium levels above the recommended upper limit may be a concern to individuals on a sodium restricted diet.
SULFATE	PPM	250	27.3	Erosion of natural deposits in our environment.	Not Applicable
CHLORIDE	PPM	250	36.4	Erosion of natural deposits in our environment.	Not Applicable
IRON 1/14/22	PPM	0.3	< 0.01	Erosion of natural deposits in our environment.	Not Applicable
P.H.	SU	6.5-8.5	7.87	Erosion of natural deposits in our environment.	Not Applicable
HARDNESS	PPM	50-250	96	Erosion of natural deposits in our environment.	Not Applicable
COLIFORM 2022 Taken monthly	P/A	0	0/100 ml	Naturally present in water.	While the presence of total coliform (TC) is a good indicator of a potential sanitary defect that could provide a pathway for contamination into the distribution system, most coliform bacteria are not harmful to humans and do not pose an immediate health threat.

INORGANICS (IOCS) SAMPLES TAKEN 3/30/20 UNLESS NOTED

BARIUM	MG/L	2.0	0.06	Discharge from drilling wastes: discharge From metal refineries, Erosion from natural deposits.	Gastrointestinal disturbances, muscular weakness, High blood pressure
FLOURIDE	MG/L	4.0	0.2	Erosion from nat. deposits, discharges from fertilizers, promotes Strong teeth with addition	Levels above 4mg/l can cause skeletal damage, mottling of teeth.
NITRATE 1/14/22	MG/L	10	1.44	The major sources of nitrates in drinking water are runoff from fertilizer use; leaking from septic tanks, sewage; and erosion of natural deposits.	Infants below six months who drink water containing nitrate in excess of the maximum contaminant level (MCL) could become seriously ill and, if untreated, may die. Symptoms include shortness of breath and blue baby syndrome.
COPPER 6/20/20 RESULT @ 90 PERCENTILE	PPM	ACTION LEVEL- 1.3 MG/L	0.74	Corrosion from plumbing, faucets and fixtures	Eating too much copper can cause vomiting, diarrhea, cramps- gastrointestinal issues.

DISINFECTANT BY PRODUCTS TAKEN QUARTERLY 2022.

SUBSTANCE	UNITS	MCL	HIGHEST DETECTED	MAJOR SOURCE IN DRINKING WATER	HEALTH EFFECTS
TTHM'S TOTAL TRIHALOMETHANE	PPB	80	0-5-20.6 LRAA-5	By-product of chlorination process of water treatment.	Some people who drink water containing trihalomethanes well in excess of the MCL over many years could risk cancer mortality or morbidity. Liver, kidney, or central nervous systems.
HAA5 HALOACETIC ACIDS	PPB	60	0-2.0 LRAA- 1	By-product of chlorination process of water treatment	Some people who drink water containing HAA5s well in excess of the MCL over many years could risk cancer mortality or morbidity. Liver, kidney, or central nervous systems.

SUBSTANCE	UNITS	MCL	HIGHEST DETECTED	MAJOR SOURCE IN DRINKING WATER	HEALTH EFFECTS
CHLORINE 2022 Tested daily	PPM	4.0 MRDL 4.0	0.65-1.2	Water additive used to control microbes.	Not Applicable

VOLATILE ORGANIC CONTAMINANTS (VOCs)

SUBSTANCE	UNITS	MCL	HIGHEST DETECTED	MAJOR SOURCE IN DRINKING WATER	HEALTH EFFECTS
PFNA SAMPLED QUARTERLY 2022	PPT	13	Range 0-10 Avg. 3.8	Discharge from Industrial chemical factories.	Some people who drink water containing PFNA in excess of the MCL over many years could experience problems with their liver; kidney; immune system; or in males, reproductive system. For females, drinking water with PFNA in excess of MCL over many years may cause developmental delays in a fetus and/or infant.

RADIONUCLIDES sampled 8/11/20

COMBINED RADIUM				
-226 & -228	pCi/L	15.0	1.5	Erosion from natural deposits

The New Jersey Department of Environmental Protection (NJDEP) has completed and issued the Source Water Assessment Report and Summary for public water system which is available at www.state.nj.us/dep/swap/index.html, or by contacting the NJDEP Bureau of Safe Drinking waterwatersupply@dep.state.nj.us, at 609-292-5550. The source water assessment performed on our source determined the following: The New Jersey Department of Environmental Protection (NJDEP) has completed and issued the Source Water Assessment Report and Summary for the public water system which is available at www.state.nj.us/dep/swap/ or by contacting the NJDEP, Bureau of Safe Drinking Water at (609) 292-5550. The source water assessment performed on our source determined the following:

	Pathogens			Nutrients			Pesticides			Volatile Organic Compounds			Inorganics			Radio-nuclides			Radon			Disinfection By product Precursors			Security Issues: In response to September 11, 2001 and the State's Domestic Security Preparedness Act, the Gloucester City Environmental Utilities Department has a security system within the Department.		
Sources	H	M	L	H	M	L	H	M	L	H	M	L	H	M	L	H	M	L	H	M	L	H	M	L	The table illustrates the susceptibility ratings for 7contaminant categories for each source in the system. The table provides the number of wells and intake that rated high(H) medium(M) and low(L) for each category.		
• Wells																											
-4		4			1	3			1	3	4			4			4				1	3	4				

Pathogens: Disease-causing organisms such as bacteria and viruses. Common sources are animal and human fecal wastes.

- **Nutrients:** Compounds, minerals and elements that aid growth, that are both naturally occurring and man-made. Examples include nitrogen and phosphorus.
- **Volatile Organic Compounds:** Man-made chemicals used as solvents, degreasers, and gasoline components. Examples include benzene, methyl tertiary butyl ether (MTBE) and vinyl chloride.
- **Pesticides:** Man-made chemicals used to control pests, weeds, and fungus. Common sources include land application and manufacturing centers of pesticides. Examples include herbicides such as atrazine, and insecticides such as chlordane.
- **Inorganics:** Mineral-based compounds that are both naturally occurring and man-made. Examples include arsenic, asbestos, copper, lead and nitrate.
- **Radionuclides:** Radioactive substances that are both naturally occurring and man-made. Examples include radium and uranium.
- **Radon:** Colorless, odorless, cancer-causing gas that occurs naturally in the environment. For more information go to <http://www.nj.gov/dep/rpp/radon/index.htm> or call (800) 648-0394.
- **Disinfection Byproduct Precursors:** A common source is naturally occurring organic matter in surface water. Disinfection by products are formed when the disinfectants (usually chlorine) used to kill pathogens react with dissolved organic material (for example leaves) present in surface water.

If a system is rated highly susceptible for a contaminant category, it does not mean a customer is or will be consuming contaminated drinking water. The rating reflects the potential for contamination of source water, not the existence of contamination. Public water systems are required to monitor for regulated contaminants and to install treatment if any contaminants are detected at frequencies and concentrations above allowable levels. As a result of the assessment, DEP may customize (change existing) monitoring schedules based on the susceptibility ratings.

DEPARTMENT OF UTILITIES INFORMATION Website: www.cityofgloucester.org

Business Hours: 7:30 AM - 3:00 PM, 7 Days a Week - Including Holidays.

Phone Number: All service emergency and non-emergency calls directed to our service number (856) 456-0169. All billing inquiries directed to our Tax Department Office Number: (856) 456-1250. **Emergency:** During non-business hours, emergency phone calls to our service number (856) 456-0169 will be handled by our answering service and promptly responded to. **Council Meetings:** 4th Thursday of the month, 7 pm, City Hall Court Room, 313 Monmouth Street, Gloucester City, NJ 08030.

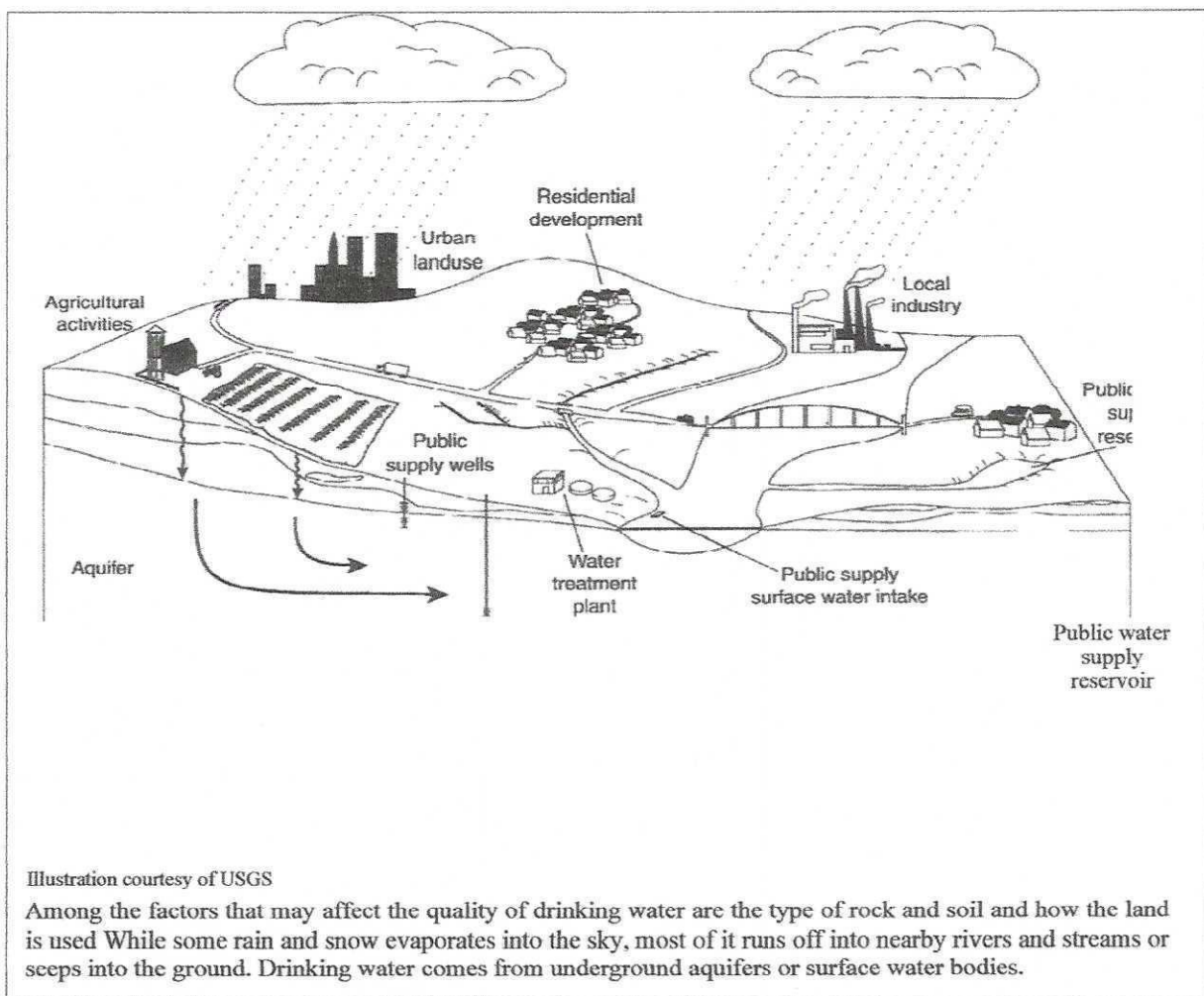
Donna M Domico, Supt. PUBLIC WATER SYSTEM ID# 0414001

*****WATER METERS ARE READ QUARTERLY AND BILLED ACCORDINGLY. PLEASE ADDRESS ALL LEAKS IMMEDIATELY. ESPECIALLY TOILETS, AS THEY CAN LEAK GREATER THAN 1 MILLION GALLONS PER QUARTER.**

PLEASE CONTINUE TO CONSERVE WATER/ ALL NON-ESSENTIAL WATER USE ON AN ODD/EVEN BASIS WILL HELP CONSERVATION.

SEWER MAINTENANCE

The City of Gloucester is responsible for maintaining wastewater flow in the sanitary sewer system. The line that connects a house or building to the city system is called a lateral. If a blockage occurs causing a backup, the city encourages all residents to call us at 856-456-069, so we can verify whether the service main or lateral is obstructed. If the main is clear, the property owner will be notified of the need to call a plumber to clear the lateral. All property owners are responsible for the service lateral from the house/building to the sewer main. Gloucester City is only responsible for the sewer main. Many things clog sewer pipes such as grease, roots, sanitary products, sticks, paper towels, baby wipes, etc. Blockages can be avoided by NOT flushing ANYTHING but toilet paper. Please call with any questions. Thank you for your cooperation in this matter.



What can you and others do to help?

Federal law requires each state to establish and implement a Source Water Assessment Program. While government at the state and local levels can do their part, there are actions that you and your neighbors in homes and businesses can take now to help protect our precious and shared natural resource.

Here's just a few ways you and others can help ensure clean and plentiful water for New Jersey — now and in the future. Join us today for a clean water future.

In your home or business:

- Dispose of waste properly. Some materials such as motor oil, paint, flea collars, and household cleaners have the potential to contaminate source water. Contact your local Department of Public Works for proper household hazardous waste disposal.
- Limit your use of fertilizer, pesticides, and herbicides.

Here are some actions that municipal and county officials/local and county planners can take and you can help encourage and support.

- Manage and work with owners of existing potential contaminant sources to minimize potential contamination.
- Establish regulations prohibiting or restricting certain activities or land uses within the source water assessment area. Take appropriate enforcement action when necessary.
- Update municipal master plans to ensure greater protection.
- Purchase lands or create conservation easements within the source water assessment area.

25 Things You Can Do to Prevent Water Waste

9 Things You can do to Save Water in the Bathroom:

1. **Check your toilets for leaks.** Put a little food coloring in your toilet tank. If, without flushing, the color begins to appear in the bowl, you have a leak that should be re-paired immediately.
2. **Stop using the toilet as an ashtray or wastebasket.** Every time you flush a cigarette butt, facial tissue or other small bit of trash, you waste five to seven gallons of water. **PLEASE DO NOT FLUSH RAGS OR WIPES DOWN YOUR TOILET. THEY CAN CLOG YOUR SEWER LINE AND CAUSE A BACKUP INTO YOUR HOUSE.**
3. **Put plastic bottles in your toilet tank.** To cut down on water waste, put an inch or two of sand or pebbles inside each of two plastic bottles to weigh them down. Fill them with water and put them in your toilet tank, safely away from operating mechanisms. In an average home, the bottles may displace and save ten or more gallons of water a day.
4. **Take shorter showers.** Long, hot showers can waste five to ten gallons every unneeded minute. Limit your showers to the time it takes to soap up, wash down and rinse off.
5. **Install water saving shower heads or flow restrictors.** Your local hardware or plumbing supply store stocks inexpensive water saving shower heads or restrictors that are easy to install.
6. **Take Baths.** A bath in a partially filled tub uses less water than all but the shortest showers.
7. **Turn off the water after you wet your toothbrush.** There is no need to keep water pouring down the drain. Just wet your brush and fill a glass for mouth rinsing.
8. **Rinse your razor in the sink.** Fill the bottom of the sink with a few inches of warm water. This will rinse your blade just as well as running water. And far less wastefully.
9. **Check faucets and pipes for leaks.** Even the smallest drip for a worn washer can waste 20 or more gallons a day. Larger leaks can waste hundreds.

6 Things you can do to Save Water in the Kitchen and Laundry:

1. Use your automatic dishwasher only for full loads.
2. Use your automatic washing machine only for full loads.
3. **If you wash dishes by hand, don't leave the water running for rinsing.** If you have 2 sinks, fill one with soapy water and one with rinse water. If you have only one sink, gather washed dishes in a dish rack and rinse them with a spray device or pan full of hot water.
4. **Don't let the faucet run while you clean vegetables.** Just rinse them in a stopped sink or a pan of clean water.
5. **Keep a bottle of drinking water in the refrigerator.** Running tap water to cool it off for drinking is wasteful.
6. **Check faucets and pipes for leaks.** Leaks waste water 24 hours a day, 7 days a week and often can be repaired with only an inexpensive washer.

10 Things you can do to Save Water Outside:

1. **Water your lawn only when it needs it.** A good way to see if your lawn needs watering is to step on the grass. If it springs back up when you move, it doesn't need water. If it stays flat, get the sprinkler.
2. **Deep Soak your Lawn.** When you do water, do it long enough for the moisture to soak down to the roots where it will do the most good. A light sprinkling can evaporate quickly and tends to encourage shallow root systems.
3. **Water during the cool parts of the day.** Early morning generally is better than dusk since it helps prevent growth of fungus.
4. **Don't water the gutter.** Position your sprinklers so water lands on the lawn or garden, not on paved areas. Also avoid watering on windy days.
5. **Plant drought resistant trees and plants.** Many beautiful trees and plants thrive with far less watering than other species.
6. **Put a layer of mulch around trees and plants.** Mulch will slow evaporation of moisture and discourage weed growth too.
7. **Use a broom, not a hose to clean driveways and sidewalks.**
8. **Don't run the hose while washing your car.** Clean the car with a pail of soapy water. Use the hose just to rinse it off.
9. **Tell your children not to play with the hose and sprinklers.**
10. **Check for leaks in pipes, hoses, faucets and couplings.** Leaks out-side the house may not seem as bad since they're not as visible. But then can be just as wasteful as leaks inside. Check frequently and keep them drip free.

SIZE OF LEAK

WASTE PER MONTH @ 60 PSI

1/4 INCH



400,000 GALLONS

1/8 INCH



100,000 GALLONS

1/16



25,000 GALLONS

1/32



6,000 GALLONS

A dime has about
11/16 INCH Diameter



HEALTHY LAWNS = HEALTHY WATER

WHAT YOU CAN DO:

1. Choose a no phosphorus and slow-release nitrogen fertilizer. Check the first and second number on the package for nitrogen and phosphate content. Formula, 26-0-3, for example, means no phosphate.
2. Apply fertilizer at the spreader setting shown on the bag, to avoid overuse or underuse of product.
3. Return any unused product to the original container for future use.
4. Do not apply fertilizer products if a heavy rain is predicted.
5. Use a drop spreader or a rotary spreader with a side guard to keep fertilizer on the lawn and off driveways, roadways and walkways. Sweep up excess fertilizer from paved surfaces.
6. For a healthier, greener lawn, fertilize after the first lawn cutting in the spring and again in the fall when weather conditions are best for grass to absorb nutrients.
7. Soil tests can help identify what nutrients your lawn needs. Contact your County Extension Agent at <http://njaes.rutgers.edu/county/> for details and other helpful lawn and garden information.
8. For more information visit www.nj.gov/dep/healthylawnshealthywater



New Jersey Department of Environmental Protection
www.CleanWaterNJ.org





STORMWATER POLLUTION: WHAT DO YOU THINK?

- You may think littering is no big deal (it is).
- You may think that whatever runs into the storm drains gets treated before it reaches local rivers and streams (it isn't).
- You may think motor oil and other hazardous materials doesn't harm the water very much (it does).

Pollution seeps into the ground and is carried by stormwater (rain and snow) directly to our drinking water, streams, lakes and oceans. Contaminated stormwater is the #1 cause of water pollution in New Jersey. Simple things, like proper clean-up after oneself and careful use of chemicals in the home, office and yard, are helpful ways for businesses and residents to protect the water.

Gloucester City has ordinances aimed at reducing pollution from litter, fertilizer, oil, pesticides, detergents, animal waste, grass clippings and other debris. For details, see www.cityofgloucester.org stormwater page . Thank you for keeping them in mind and doing your share.



**Keep grass, leaves and trash
out of storm drains**



Don't feed wildlife



Clean up after your pet



**Limit use of fertilizers &
pesticides**



**Properly handle hazardous
products**



**NJ DEPARTMENT OF
ENVIRONMENTAL
PROTECTION**

www.nj.gov/dep/dwg

www.cleanwaternj.org

Solutions to Stormwater Pollution

Easy Things You Can Do Every Day To Protect Our Water

A Guide to Healthy Habits for Cleaner Water

Pollution on streets, parking lots and lawns is washed by rain into storm drains, then directly to our drinking water supplies and the ocean and lakes our children play in. Fertilizer, oil, pesticides, detergents, pet waste, grass clippings: You name it and it ends up in our water.

Stormwater pollution is one of New Jersey's greatest threats to clean and plentiful water, and that's why we're all doing something about it.

By sharing the responsibility and making small, easy changes in our daily lives, we can keep common pollutants out of stormwater. It all adds up to cleaner water, and it saves the high cost of cleaning up once it's dirty.


As part of New Jersey's initiative to keep our water clean and plentiful and to meet federal requirements, many municipalities and other public agencies including colleges and military bases must adopt ordinances or other rules prohibiting various activities that contribute to stormwater pollution. Breaking these rules can result in fines or other penalties.



As a resident, business, or other member of the New Jersey community, it is important to know these easy things you can do every day to protect our water.

Limit your use of fertilizers and pesticides

- Do a soil test to see if you need a fertilizer.
- Do not apply fertilizers if heavy rain is predicted.
- Look into alternatives for pesticides.
- Maintain a small lawn and keep the rest of your property or yard in a natural state with trees and other native vegetation that requires little or no fertilizer.
- If you use fertilizers and pesticides, follow the instructions on the label on how to correctly apply it.



Make sure you properly store or discard any unused portions.

Properly use and dispose of hazardous products


- Hazardous products include some household or commercial cleaning products, lawn and garden care products, motor oil, antifreeze, and paints.
- Do not pour any hazardous products down a storm drain because storm drains are usually connected to local waterbodies and the water is not treated.

- If you have hazardous products in your home or workplace, make sure you store or dispose of them properly. Read the label for guidance.

- Use natural or less toxic alternatives when possible.

- Recycle used motor oil.

- Contact your municipality, county or facility management office for the locations of hazardous-waste disposal facilities.



Keep pollution out of storm drains

- Municipalities and many other public agencies are required to mark certain storm drain inlets with messages reminding people that storm drains are connected to local waterbodies.

- Do not let sewage or other wastes flow into a stormwater system.

Clean up after your pet

- Many municipalities and public agencies must enact and enforce local pet-waste rules.

- An example is requiring pet owners or their keepers to pick up and properly dispose of pet waste dropped on public or other people's property.

- Make sure you know your town's or agency's requirements and comply with them. It's the law. And remember to:

- Use newspaper, bags or pooper-scoopers to pick up wastes.

- Dispose of the wrapped pet waste in the trash or unwrapped in a toilet.

- Never discard pet waste in a storm drain.



Don't litter

- Place litter in trash receptacles.

- Recycle. Recycle. Recycle.

- Participate in community cleanups.

Dispose of yard waste properly

- Keep leaves and grass out of storm drains.

- If your municipality or agency has yard waste collection rules, follow them.

- Use leaves and grass clippings as a resource for compost.

- Use a mulching mower that recycles grass clippings into the lawn.



Contact information

For more information on stormwater related topics, visit www.njstormwater.org or www.nonpointsource.org

Additional information is also available at U. S. Environmental Protection Agency Web sites www.epa.gov/npdes/stormwater or www.epa.gov/nps

New Jersey Department of Environmental Protection
Division of Water Quality
Bureau of Nonpoint Pollution Control
Municipal Stormwater Regulation Program
(609) 633-7021



www.cleanwater.nj.org



(INSERT MUNICIPALITY NAME HERE)

PET WASTE AND WATER POLLUTION



Gloucester City has adopted and enforces an ordinance that requires immediate and proper disposal of solid pet waste deposited on any property not owned or possessed by the pet owner or keeper. Please visit www.gloucestercity.org to learn more information.

Pet waste is carried by rain, melting snow, and ice to storm drains that empty into rivers, lakes, and the ocean. It also reaches reservoirs which supply much of the drinking water in New Jersey.

Pollution due to pet waste negatively impacts swimming, boating and fishing in these water bodies.

Pet waste contains microorganisms that can cause bacterial diseases, roundworms and parasitic infections.

In addition, pet waste contains harmful levels of nutrients which promote excessive algae and plant growth. This can rob the waterbody of oxygen, potentially killing all aquatic life in the area. Such nutrient pollution also causes waters to become cloudy and green.

Proper Pet Waste Disposal

Flush it down the toilet.

But do not flush bags, debris, or nonbiodegradable items

OR

Put it in the trash.

**THANK YOU FOR
DOING YOUR PART
TO KEEP
NEW JERSEY'S
WATERS CLEAN**



For More
Info

? See the Pet Waste Ordinance

www.cityofgloucester.org

- NJDEP Municipal Stormwater Regulation https://www.nj.gov/dep/dwq/msrp_home.htm
- EPA- Polluted Runoff: Nonpoint Source Pollution <https://www.epa.gov/nps>